

TWIN-BEAM INFRARED PHOTOBEAM SENSOR



LK-15H (15m) LK-30H (30m) LK-50H (50m)
Indoor / Outdoor

Features


- * Indoor / Outdoor use (wall mount or pole mount).
- * Protection range 15m (LK-15H), 30m (LK-30H), 50m (LK-50H).
- * Immunity to infrared interference from sunlight and other light sources.
- * Easy optical alignment.
- * Reliably withstands as much as 95% loss of beam energy.



Indoor wall mount Outdoor pole mount

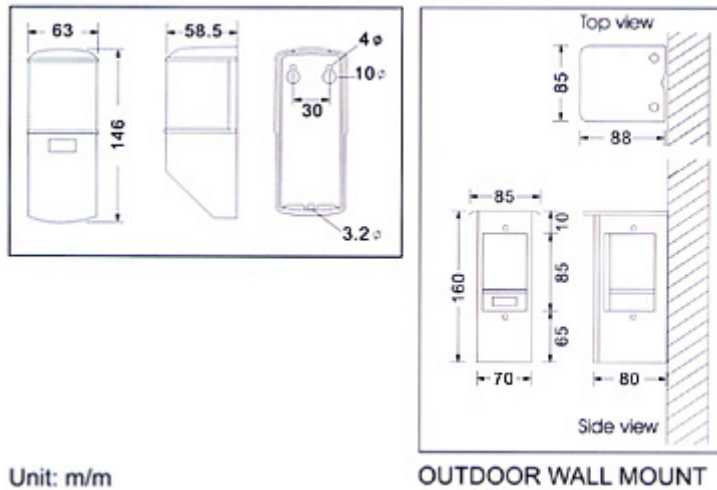


Parts Identification

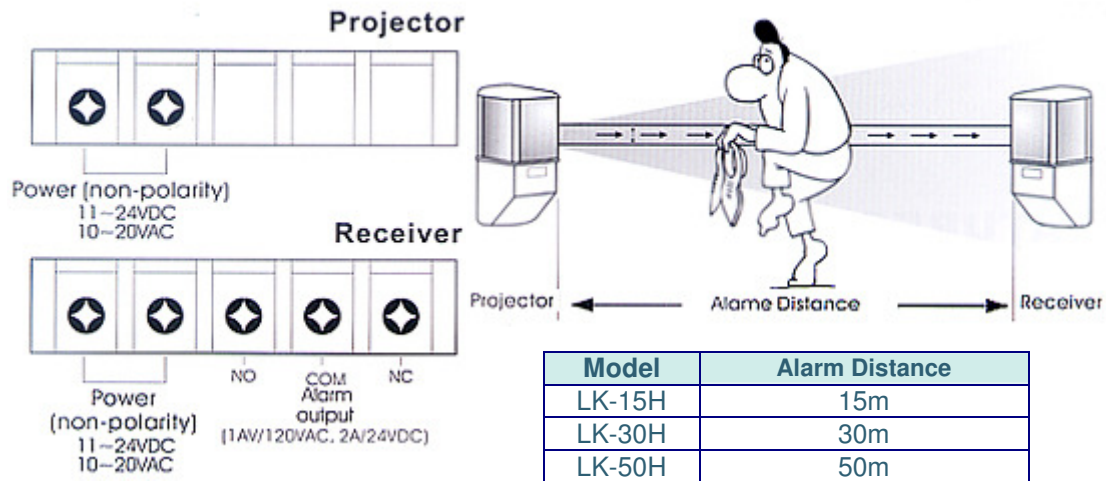


Parts Identification

Dimensions



Terminals



Specification

| Name | Infrared Sensor | | |
|--------------------------|---|--------|--------|
| | LK-15H | LK-30H | LK-50H |
| Model | LK-15H | LK-30H | LK-50H |
| Alarm distance (Outdoor) | 15m | 30m | 50m |
| Light source | LED (Light-emitting diode) | | |
| Infrared rays used | Wavelength 9400A°, modulated frequency 500Hz | | |
| Response time | 50-100m sec | | |
| Aim adjustment | Horizontal $\pm 90^\circ$ Vertical $\pm 7^\circ$ | | |
| ALARM signal | Form C rely, dry contact 1A / 120VAC, 2A/24VDC (resistor load) | | |
| Input power | DC11-24V AC10-20V | | |
| Power consumption | 30MA | 40MA | 50MA |
| Operation temperature | -20°C ~ 50°C | | |
| Place of installation | Indoor, Outdoor | | |
| Weight | 400g | | |